

Central Connecticut State University *At a Glance*

Student Enrollment (Fall 2025 Census)

	Headcount	Male	Female	Full-Time	Part-Time	Minority	CT Resident
Undergraduate	9,463	51%	49%	76%	24%	49%	94%
Graduate	1,802	38%	62%	35%	65%	34%	92%
Total	11,265	49%	51%	70%	30%	46%	94%

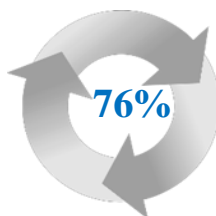
Annual Cost of Attendance (2025-2026)

Full-Time Tuition & Fees Per Year

	Cost
• In-State Undergraduate	\$13,050
• Domestic/NEBHE Undergraduate	\$16,550
• International Undergraduate	\$26,990
• In-State Graduate	\$14,562
• National Resident Graduate	\$18,920
• International Graduate	\$28,292

Part-Time In-State Per Credit Hour

• Undergraduate	\$642
• Graduate	\$809
• Doctoral	\$1,109



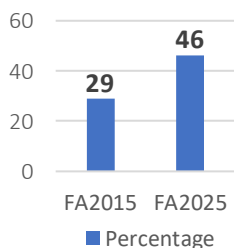
Official Retention Rate

Fall 2024 to Fall 2025

Most Popular Undergraduate Degree Programs

Business/Marketing
Computer Info. Science
Social Sciences
Health Profession/Science
Psychology

Minority Percentage



IPEDS FinAid AY2425

First-time Full-time UG

% of Pell Grant **49%**

Number of Students by Race/Ethnicity

Race/Ethnicity	Undergraduate	Graduate	Total
U.S. Non-Resident	164	41	205
Hispanic/Latino	2,262	274	2,536
American Indian/Alaska Native	12	3	15
Asian	465	69	534
Black or African American	1,533	205	1,738
Native Hawaiian or Other Pacific Islander	3	2	5
White	4,478	1,110	5,588
Two or More Races	336	55	391
Race and Ethnicity Unknown	210	43	253
Total	9,463	1,802	11,265

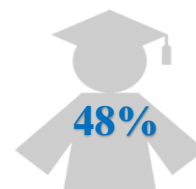
% of First Gen among incoming full-time undergraduate is **58%**

Degrees Awarded (July 1, 2024-June 30, 2025)

	Liberal Arts & Social Sciences	Business	Education	Engineering, Science, & Technology	Health & Rehabilitation Sciences	Total
Bachelor's	578	318	65	455	155	1,571
Post-Bac Cert.	18	28	2	36	4	88
Master's	86	107	67	117	88	465
Post-Mast Cert.	0	0	107	0	14	121
Doctoral	0	0	19	0	32	51
Post-Secondary	21	2	0	0	0	23
Total	703	455	260	608	293	2,319

Official Graduation Rate

6 Yr. (Fall 2018 Cohort)



Student to Faculty Ratio
IPEDS 2025

14:1



AAUP Faculty (Fall 2025)

Time	Faculty
Full-Time	418
Part-Time	514
Total	932

Full-time Faculty with Tenured/Tenure Track %

