

# Central Connecticut State University *At a Glance*

## Student Enrollment (Spring 2026 Census)

	Headcount	Male	Female	Full-Time	Part-Time	Minority	CT Resident
Undergraduate	8,925	51%	49%	74%	26%	49%	94%
Graduate	1,735	38%	62%	33%	67%	33%	93%
<b>Total</b>	<b>10,660</b>	<b>49%</b>	<b>51%</b>	<b>67%</b>	<b>33%</b>	<b>46%</b>	<b>94%</b>

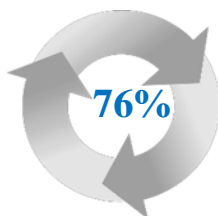
## Annual Cost of Attendance (2025-2026)

### Full-Time Tuition & Fees Per Year

	Cost
• In-State Undergraduate	\$13,050
• Domestic/NEBHE Undergraduate	\$16,550
• International Undergraduate	\$26,990
• In-State Graduate	\$14,562
• National Resident Graduate	\$18,920
• International Graduate	\$28,292

### Part-Time In-State Per Credit Hour

- Undergraduate \$642
- Graduate \$809
- Doctoral \$1,109



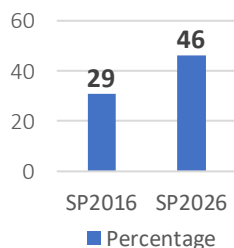
## Official Retention Rate

Fall 2024 to Fall 2025

## Most Popular Undergraduate Degree Programs

- Business/Marketing
- Computer Info. Science
- Social Sciences
- Health Profession/Science
- Psychology

## Minority Percentage



## Number of Students by Race/Ethnicity

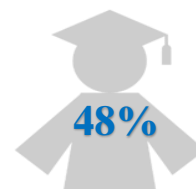
Race/Ethnicity	Undergraduate	Graduate	Total
U.S. Non-Resident	154	40	194
Hispanic/Latino	2,083	278	2,361
American Indian/Alaska Native	13	2	15
Asian	494	79	573
Black or African American	1,418	177	1,595
Native Hawaiian or Other Pacific Islander	2	1	3
White	4,181	1,073	5,254
Two or More Races	342	41	383
Race and Ethnicity Unknown	238	44	282
<b>Total</b>	<b>8,925</b>	<b>1,735</b>	<b>10,660</b>

## Degrees Awarded (July 1, 2024-June 30, 2025)

	Liberal Arts & Social Sciences	Business	Education	Engineering, Science, & Technology	Health & Rehabilitation Sciences	Total
Bachelor's	578	318	65	455	155	1,571
Post-Bac Cert.	18	28	2	36	4	88
Master's	86	107	67	117	88	465
Post-Mast Cert.	0	0	107	0	14	121
Doctoral	0	0	19	0	32	51
Post-Secondary	21	2	0	0	0	23
<b>Total</b>	<b>703</b>	<b>455</b>	<b>260</b>	<b>608</b>	<b>293</b>	<b>2,319</b>

## Official Graduation Rate

6 Yr. (Fall 2018 Cohort)



Student to Faculty Ratio  
IPEDS 2025

14:1



## AAUP Faculty (Spring 2026)

Time	Faculty
Full-Time	420
Part-Time	529
<b>Total</b>	<b>949</b>

## Full-time Faculty with Tenured/Tenure Track %

