


Online Tutoring Instructions


SEST Student Services Center tutoring will take place ONLINE on a drop-in basis using Microsoft Teams during the Fall 2020 semester. Please see our website for the schedule.

To access online tutoring:

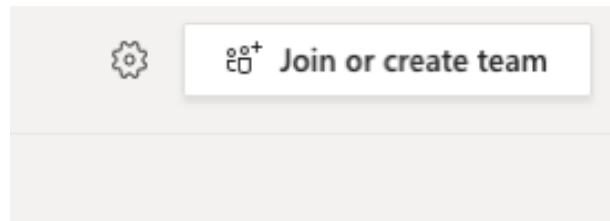
1. Log in to Microsoft Teams using the app or your web browser with your CCSU log in credentials.



2. Click on the Teams button on the left-hand side. Any Teams that you are a part of will come up.



3. If you have not joined the SEST Student Services Center Tutoring Team yet, click the box that says "Join or create team" on the upper right-hand side of the page.



4. Click the Team for SEST Student Services Center Tutoring and join the Team.

5. Click on the subject that you would like tutoring in.

< All teams



SEST SSC Tutoring ...

General

Biomolecular Science

Chemistry

Computer Electronics Technology

Engineering

Physics

6. Click the “Meet” button in the upper right-hand corner of the page to join the meeting.

