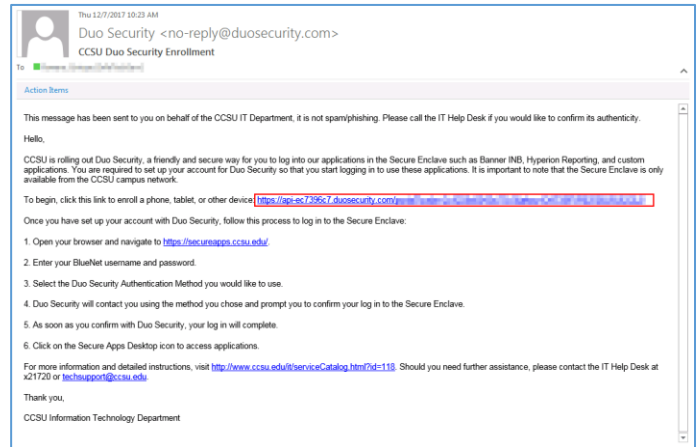


About Duo Security

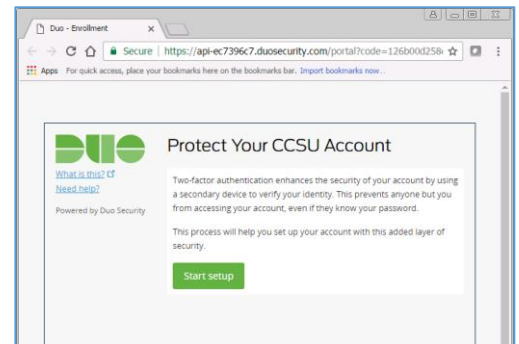
CCSU is now using a new process to access systems that contain secure information, such as Banner INB, Hyperion Reporting, and custom applications. These systems are only available through a new secure Citrix environment called the Secure Enclave. The Secure Enclave requires a two-factor authentication program called Duo Security. Prior to using the Secure Enclave, you will receive an email message with instructions for setting up your account for Duo Security.

Registering for Duo Security

1. When you receive your Duo Security Enrollment email, click on the enrollment link to get started. Please note that the enrollment link is custom to you and may not be shared with other users.



2. The Duo Security enrollment screen will open in your web browser. Click on the Start Setup button.



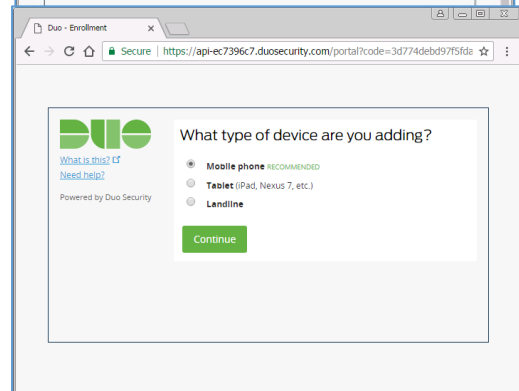
3. Select the device you would like to use for two-factor authentication to confirm your log in:

Mobile phone – this is the recommended method. It allows you confirm your log in using the Duo app installed on your device or by receiving a text message with a verification code.

Tablet – this method allows you to confirm your log in using the Duo app installed on your device.

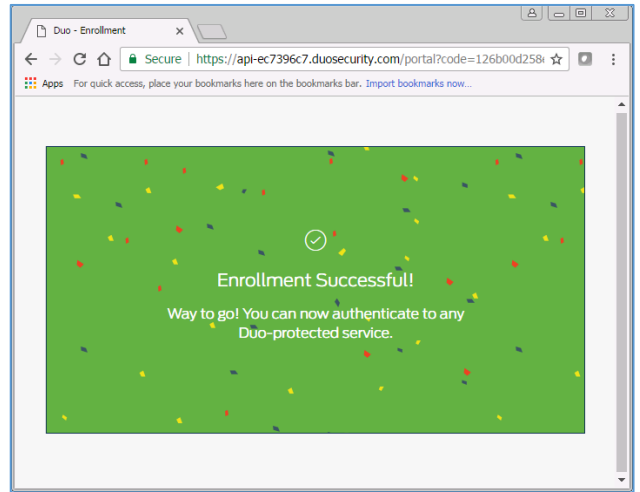
Landline – this method allows you to confirm your log in by receiving a phone call to your CCSU desk phone and pressing the appropriate number on your phone's keypad.

Note: you may use the enrollment link in the email to enroll more than one device.

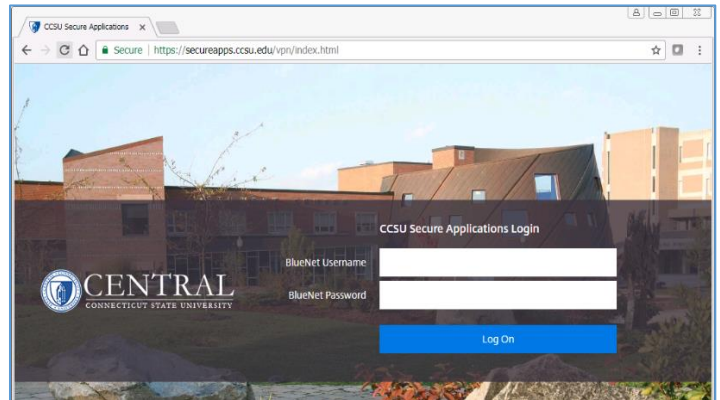


Duo Security Two-Factor Authentication Instructions

- Each device has its own set of enrollment instructions. Follow the on-screen instructions to enroll your device.
- After following the enrollment instructions, you will receive a message stating that you have successfully enrolled your device in Duo Security.



- Navigate to <https://secureapps.ccsu.edu> to access the Secure Enclave. Log in using your BlueNet username and password.



- You will then be prompted to approve this login through the device you registered in Duo Security. Select the authentication method to use, then follow the instructions on the device you enrolled.

